

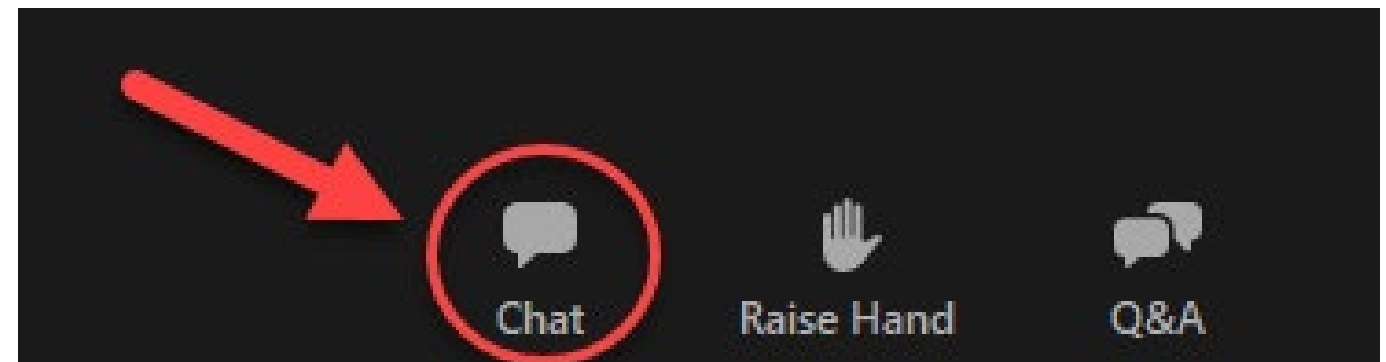
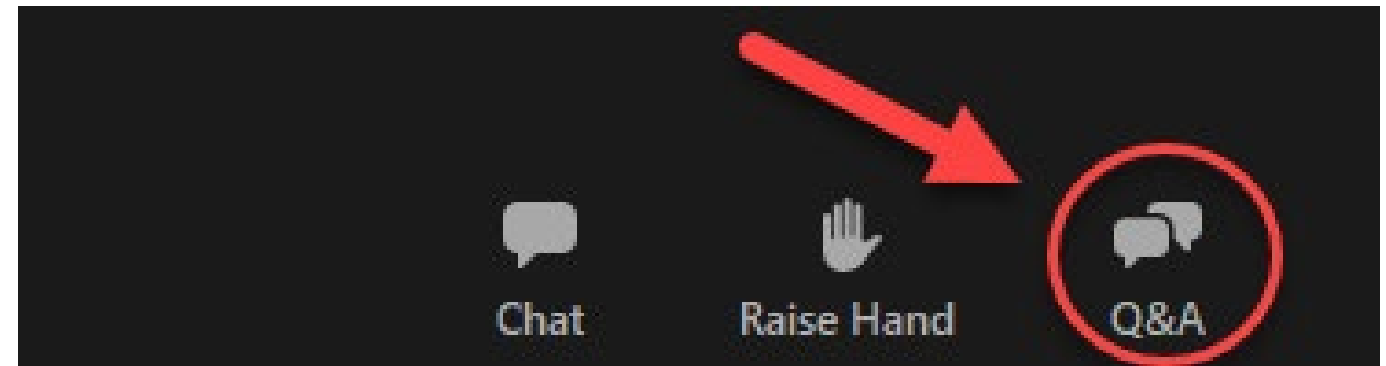


WELCOME



✓ Submit questions via Q&A

✓ Use the chat feature to participate in the discussion



Who? What? *Wear?*: Personal Protective Equipment in Skilled Nursing Facilities

Project Firstline
Healthcare-Associated Infections Program
Center for Health Care Quality
California Department of Public Health



Objectives

- Describe how to select appropriate personal protective equipment (PPE)
 - Discuss the consequences of incorrect PPE use
 - Review how to correctly put on (don) and safely take off (doff) PPE
-
-

Appropriate PPE Use Matters

- By correctly donning and doffing PPE, you reduce the risk of spreading illness and germs to:



Yourself



Your Residents



Your Family



Your Co-Workers



Your Friends

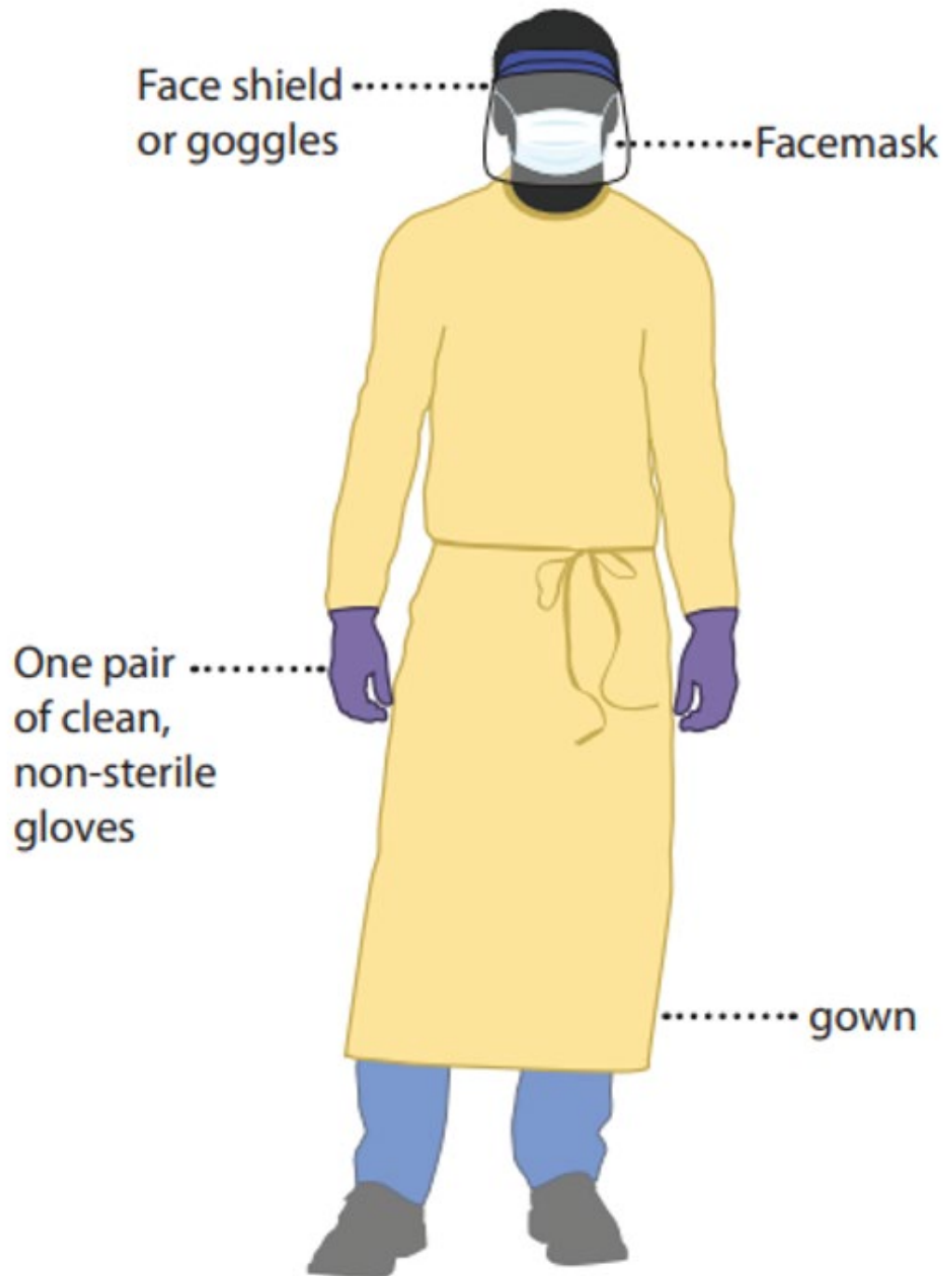


Your Community

- Long-term conditions may result from a failure to protect yourself

Dress for Success

- Use the right PPE for the situation
- Types of PPE
 - Gloves
 - Gowns
 - Face masks and respirators
 - Goggles and face shields



Select the Appropriate Type of PPE

- Consider risk of exposure
 - Contaminated surfaces, bodily fluid exposure
 - Isolation precautions (contact, droplet, or airborne)
- Ensure fit
 - Respirator or N95 face mask
 - Glove size
 - Gown size

What Are Some Barriers That Prevent You From Dressing for Success?

Please place your answer to the question in the chat box



PROJECT FIRST
CDC'S National Training Collaborative
for Healthcare Infection Prevention & Control



Why Does Order Matter?




donning PPE

step 1



perform
hand
hygiene

step 2



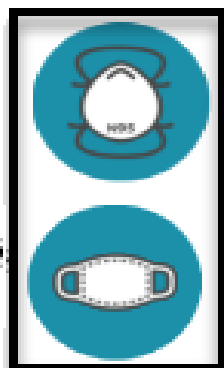
gather
PPE

step 3



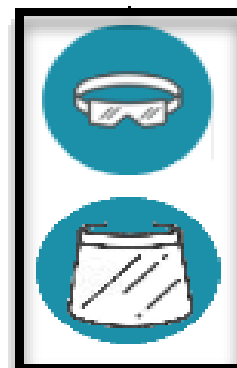
put on
gown

step 4



put on
respirator
or
face mask

step 5



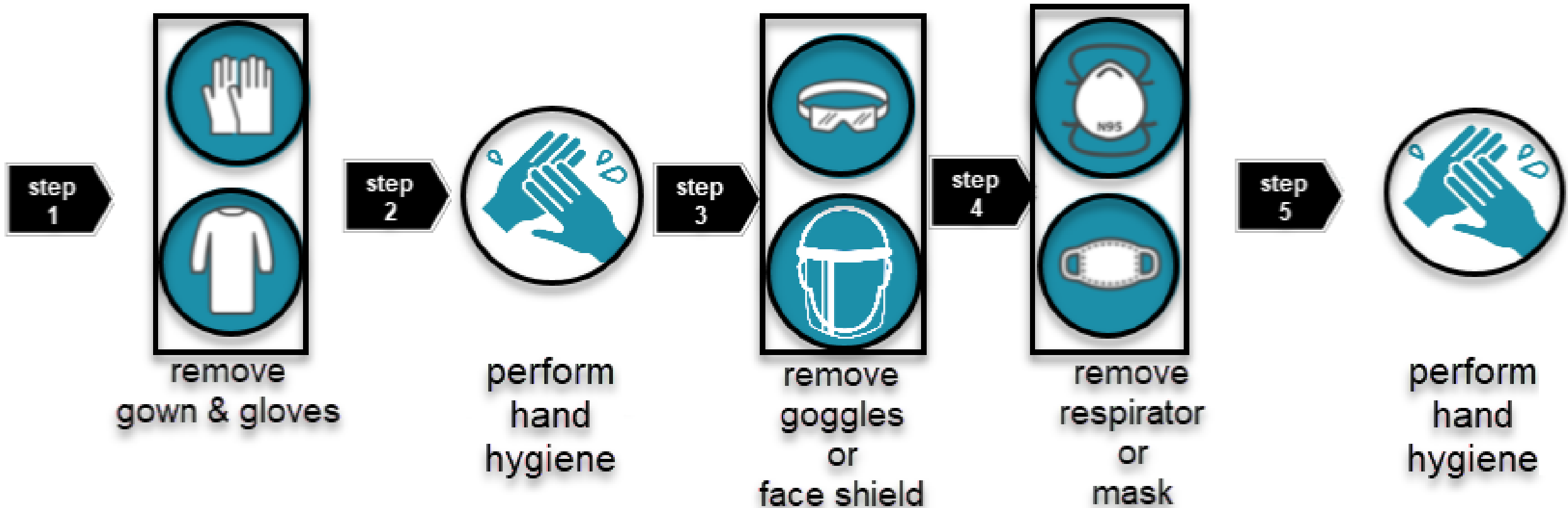
put on
goggles
or
face shield

step 6



put on gloves

doffing PPE



Hartman Publishing PPE Video

(hartmanonline.com/Videos/)



Skills Check

If at any point your gloves become contaminated while donning your PPE, what should you do?

- a) Dispose of them, perform hand hygiene and then replace them with new gloves
 - b) Put another pair of gloves on over the contaminated pair
 - c) Wash your gloves and continue donning
 - d) Dispose of them, and continue your task without gloves
-
-

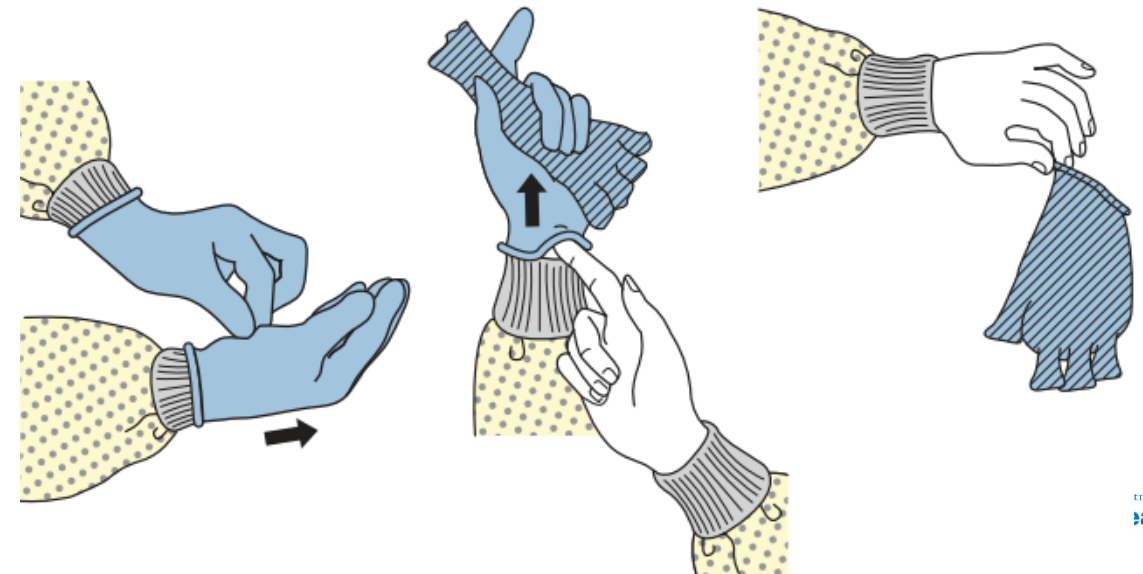
Skills Check: Answer

If at any point your gloves become contaminated while donning your PPE, what should you do?

a) Dispose of them, perform hand hygiene and then replace them with new gloves

Dos and Don'ts of Glove Use

- Do
 - Change gloves between dirty and clean tasks
 - Discard used gloves
 - Limit opportunities for “touch contamination”
- Don't
 - Wash or reuse disposable gloves



Clean and Dirty Areas of PPE

- Dirty areas are likely to have been in contact with body fluids or environmental surfaces
- Watch for accidental self-contamination



Oops!... I Did It Again

- Common mistakes made with PPE
 - Double gloving
 - Improper gown tying
 - Missed hand hygiene opportunities
 - Not performing hand hygiene before AND after PPE
 - Inappropriate mask wearing
 - Masks not covering nose and mouth



Summary

- Each situation may require a different set of PPE
- Donning and doffing PPE in the correct order is important
- Perform hand hygiene before donning and after doffing PPE

Resources

[Centers for Disease Control and Prevention | Using PPE](https://www.cdc.gov/coronavirus/2019-ncov/hcp/using-ppe.html)

(www.cdc.gov/coronavirus/2019-ncov/hcp/using-ppe.html)

[Centers for Disease Control and Prevention | Influenza \(Flu\)](https://www.cdc.gov/flu/professionals/infectioncontrol/healthcaresettings.htm)

(www.cdc.gov/flu/professionals/infectioncontrol/healthcaresettings.htm)

[CDC Project Firstline Webpage](https://www.cdc.gov/infectioncontrol/projectfirstline/about.html)

(www.cdc.gov/infectioncontrol/projectfirstline/about.html)



Next Steps

- Fill out the post-training evaluation
- Join us for Office Hours August 20th & 27th from 12-1 pm
(See confirmation email for meeting link)
- Save the dates for September training sessions on Bathing and Dressing Residents
- Visit [CDPH HAI Program's Project Firstline website](http://www.cdph.ca.gov/Programs/CHCQ/HAI/Pages/ProjectFirstline.aspx)
(www.cdph.ca.gov/Programs/CHCQ/HAI/Pages/ProjectFirstline.aspx)

Questions?

For more information, contact
ProjectFirstline@cdph.ca.gov

