

Join California's Immunization Registry!

CAIR2 is a secure, statewide immunization information system. CAIR2 consolidates records for millions of patients from thousands of health care providers and pharmacies.



CAIR2 can help you:



Save Time

Access to CAIR2's statewide data base means less time spent waiting for other providers to send immunization records.



Improve Patient Care

Patients' records will be more complete. Other providers such as ERs and pharmacies can view your patients' history and avoid unnecessary shots.

Vaccine forecasting and immunization coverage reports can help keep your patients up-to-date and avoid missed vaccination opportunities.



Manage Vaccines

Inventory features in CAIR2 help you keep track of VFC and privately-purchased vaccines and expiration dates.



Order VFC Vaccines

Quickly look up vaccine usage and inventory reports to access information required for the Vaccines for Children Program (VFC).



Receive Financial Incentives

Eligible providers can qualify for Meaningful Use payments.



Meet participation requirements for Medi-Cal and pharmacies

(CAIR2 use will also be required for VFC providers in the future.)

How it works:



Submit records to CAIR2

Connect your EHR to CAIR2 or use the CAIR2 website to submit your patients' immunization records. These records will be viewable by other health care providers and schools using CAIR2. (Patient disclosure is required before information can be submitted.)



Access helpful CAIR2 features

Manage inventory, view immunization coverage reports, and more on the CAIR2 website.

Find out more at
CDPH.ca.gov/CAIR



Search CAIR2 records




Find missing doses for your patients by using the CAIR2 website or setting up bi-directional data exchange to import CAIR2 records into your EHR.



CAIR2
California Immunization Registry

Which CAIR2 Setup Works Best For You?

Submitting records, searching records, and using CAIR2 features require different types of setup. Whether you use all or one, depends on EHR use.


BASIC	INTERMEDIATE	OPTIMAL
		
<p>Not using an EHR? Sign up for:</p> <p>1 CAIR2 Website Use only (Use CAIR2 online application to enter and store your patients' immunization records and more.)</p>	<p>Using an EHR? Submit records automatically to CAIR2. Sign up for:</p> <p>1 Data Exchange (DX)¹ 2 CAIR2 Website Use</p>	<p>Want easier access to CAIR2 records, within your EHR? Sign up for:</p> <p>1 Data Exchange (DX)¹ 2 CAIR2 Website Use 3 Bi-directional Data Exchange (BiDX)¹</p>

WHEN TO USE CAIR2 VS. EHR:




Lookup Patient's Immunization History (from CAIR2 statewide records), Check Which Doses are Due

		
---	---	---

Import Immunization History from Other CAIR2 Providers Into Your Patient Records

N/A	N/A	
-----	-----	---

Enter Doses Administered (to be submitted to CAIR2)

		
---	---	---

View Immunization Coverage Reports², Manage Inventory^{2,3}, Import Info to VFC Ordering⁴

		
---	---	---

Check Data Submission Status (ensure doses are in CAIR2)

N/A		
-----	---	---

Talk to your local CAIR Representative at CDPH.ca.gov/CAIR to join.

Contact CAIRDataExchange@cdph.ca.gov to get started.

Contact CAIRDataExchange@cdph.ca.gov to get started.

¹ Contact your EHR vendor to see if there is a cost for data exchange.

² Some reports and inventory management are available in some EHR systems.

³ Need EHR set up to subtract doses administered from inventory in CAIR2.

⁴ Populating reports for VFC ordering coming in the future.