

HIV and Latinx

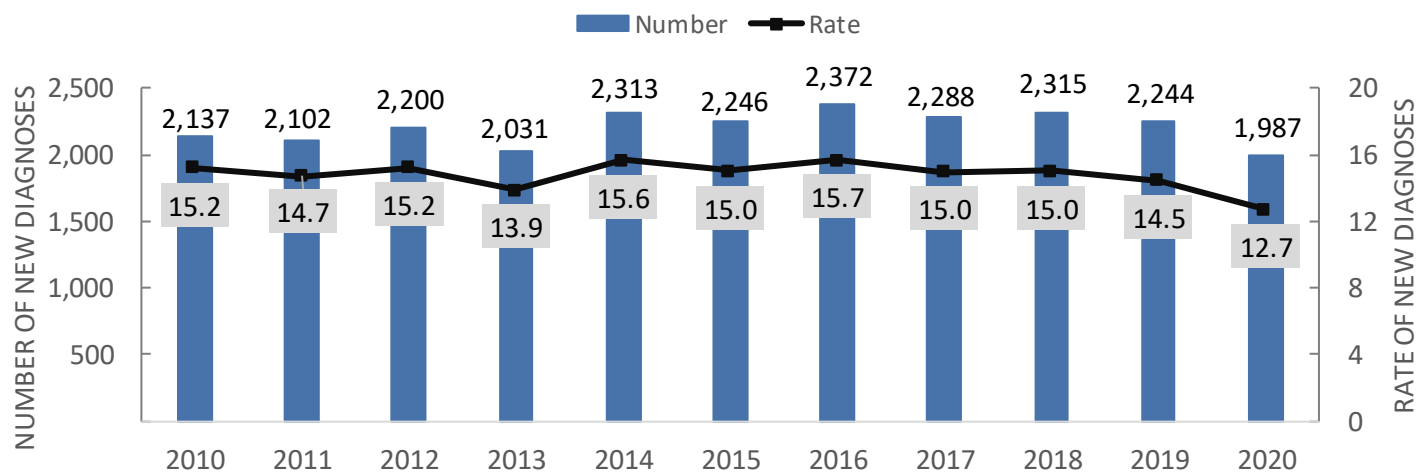
California, 2020

LATINX ARE THE LARGEST RACIAL/ETHNIC GROUP IN CALIFORNIA (ABOUT 39% OF THE POPULATION). IN 2020, THEY ACCOUNTED FOR **39% OF LIVING HIV CASES** AND **50% OF NEW HIV DIAGNOSES**.

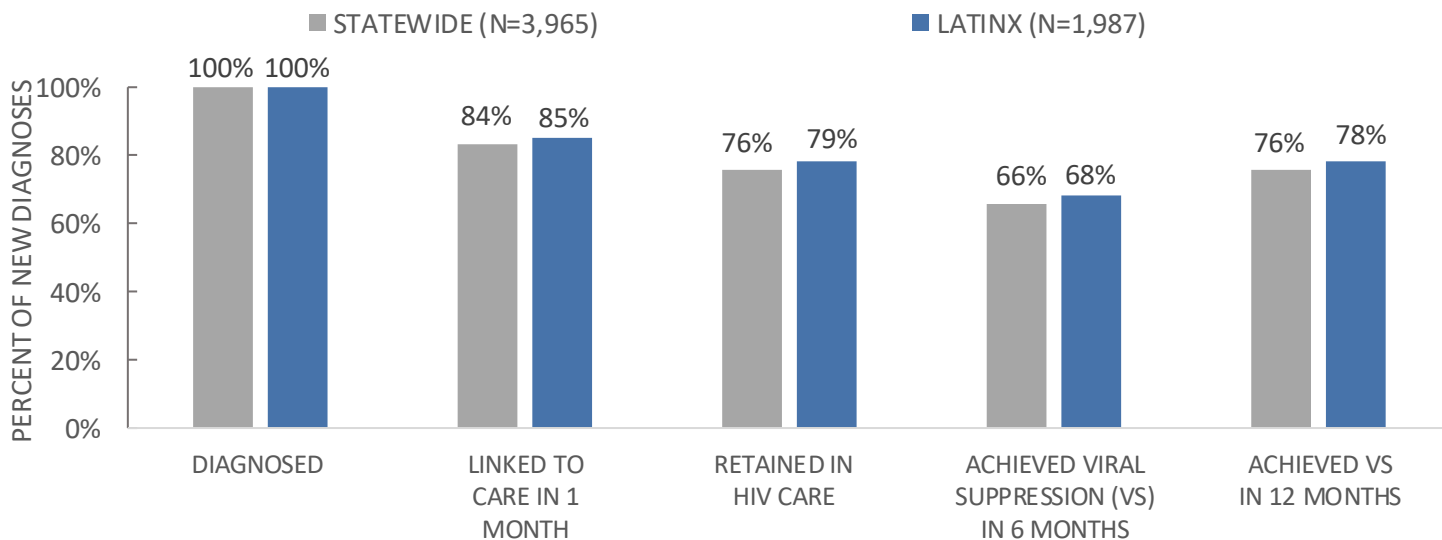
Demographics of New Diagnoses (N=1,987)

GENDER		TRANSMISSION CATEGORY		AGE	
88%	Cisgender men	61%	Male-to-male sexual contact (MMSC)	0%	0 to 12
9%	Cisgender women	17%	Heterosexual contact	17%	13 to 24
3%	Trans women	12%	Unknown risk/other risk	43%	25 to 34
0%	Trans men	4%	Injection drug use (IDU)	22%	35 to 44
		3%	MMSCIDU	11%	45 to 54
		3%	Transgender sexual contact (TGSC)	6%	≥55

NUMBER AND RATE OF NEW DIAGNOSES AMONG LATINX



HEALTH OUTCOMES AMONG NEW DIAGNOSES



From 2010 to 2020 the overall rate of new HIV diagnoses decreased by 16% among Latinx

26% ↓

in the rate of new HIV diagnoses among Latinx women

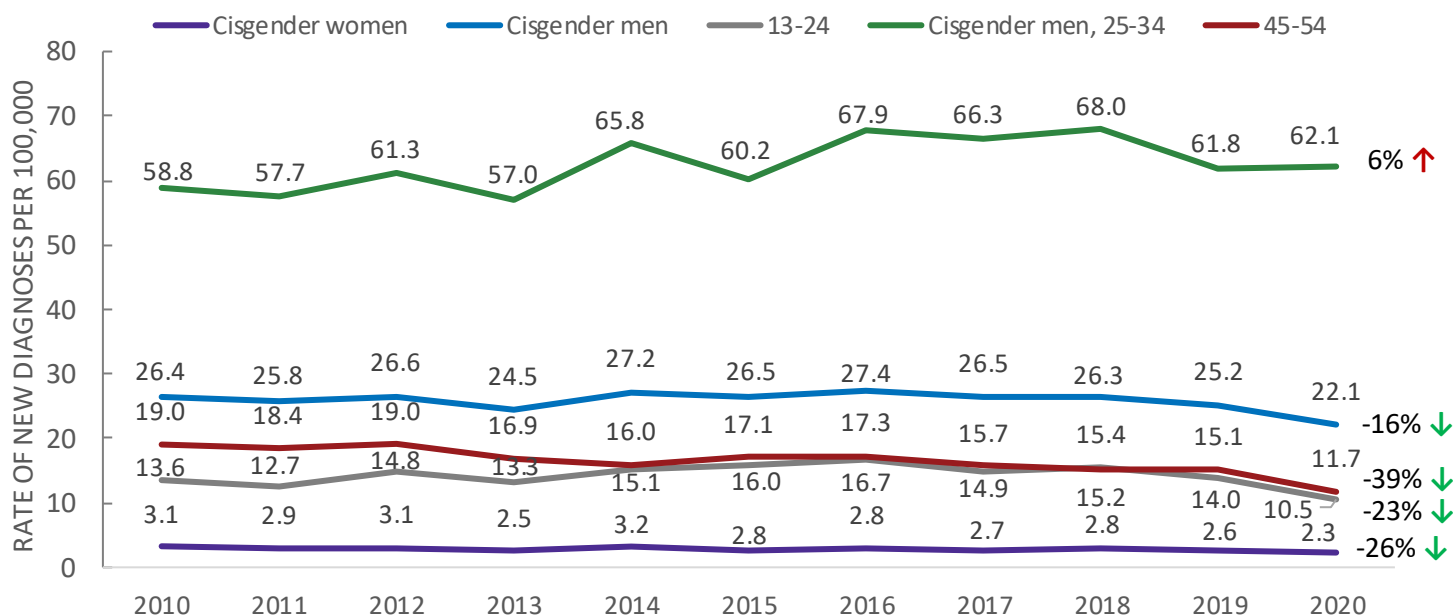
5% ↑

in the rate of new HIV diagnoses among Latinx 25-34 years old

39% ↓

in the rate of new HIV diagnoses among Latinx 45-54 years old

RATE OF NEW DIAGNOSES AMONG LATINX (selected subgroups)



DECREASES ↓

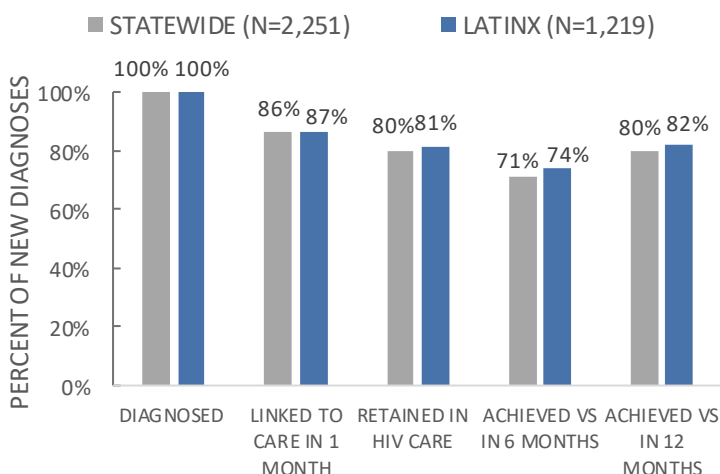
- Rate of new diagnoses among men (16% ↓)
- Rate of new diagnoses among women (26% ↓)
- Rate of new diagnoses among the 13-24 age group (23% ↓)
- Rate of new diagnoses among the 45-54 age group (39% ↓)

INCREASES ↑

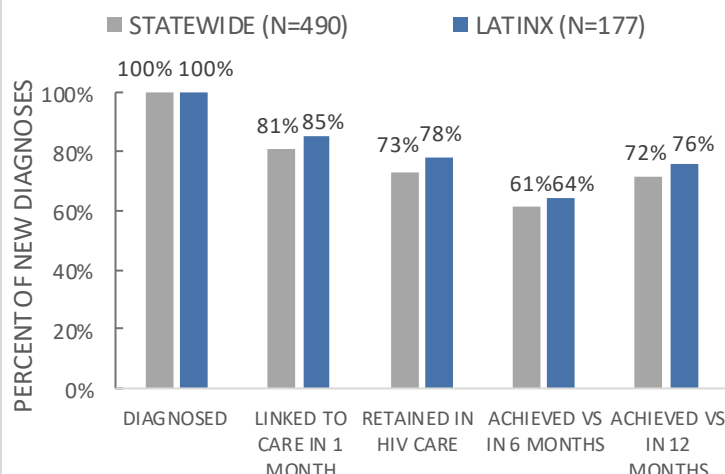
- Rate of new diagnoses among men aged 25-34 (6% ↑)

HEALTH OUTCOMES AMONG LATINX

Health Outcomes for MMSC



Health Outcomes for Women



Latinx newly diagnosed with HIV infection, linkage to care (LTC) within one month of diagnosis, and viral suppression (VS) within 6 months of diagnosis — California, 2020

Demographic group		2020	%Total	LTC	%LTC	VS	%VS
Cisgender Men adult or adolescent (>12 years old at diagnosis)	Male-to-male sexual contact (MMSC)	1,218	61.3%	1,054	86.5%	897	73.6%
	Injection drug use (IDU)	57	2.9%	51	89.5%	24	42.1%
	MMSC and IDU	50	2.5%	47	94.0%	30	60.0%
	High-risk heterosexual contact	27	1.4%	24	88.9%	17	63.0%
	Heterosexual contact (non-high-risk)	174	8.8%	136	78.2%	106	60.9%
	Unknown risk	217	10.9%	168	77.4%	120	55.3%
	Cisgender Men Subtotal	1,743	87.7%	1,480	84.9%	1,194	68.5%
Cisgender Women adult or adolescent (>12 years old at diagnosis)	Injection drug use	22	1.1%	17	77.3%	9	40.9%
	High-risk heterosexual contact	51	2.6%	46	90.2%	42	82.4%
	Heterosexual contact (non-high-risk)	82	4.1%	68	82.9%	51	62.2%
	Unknown risk	20	1.0%	18	90.0%	11	55.0%
	Cisgender Women Subtotal	175	8.8%	149	85.1%	113	64.6%
Transgender adult or adolescent (>12 years old at diagnosis)	Sexual contact	55	2.8%	49	89.1%	40	72.7%
	Injection drug use (IDU)	2	0.1%	-	-	1	50.0%
	Unknown risk	6	0.3%	4	66.7%	2	33.3%
	Transgender Subtotal	63	3.2%	53	84.1%	43	68.3%
Age at diagnosis (in years)	0 to 12	4	0.2%	3	75.0%	1	25.0%
	13 to 24	347	15.9%	278	80.1%	239	68.9%
	25 to 34	863	39.6%	743	86.1%	601	69.6%
	35 to 44	429	19.7%	372	86.7%	294	68.5%
	45 to 54	225	10.3%	193	85.8%	150	66.7%
	≥55	119	5.5%	100	84.0%	68	57.1%
	Total	1,987	100.0%	1,689	85.0%	1,353	68.1%

Note: There were <7 newly diagnosed perinatal and alternative gender cases that are not included in the table above. Some numbers were suppressed to ensure the confidentiality of personally identifiable information.

Technical Notes

The information presented in this report is based on HIV surveillance data reported to the Office of AIDS through December 31, 2021, allowing for a minimum of 12 months' reporting delay. For living HIV cases, persons are presumed to reside in California if the most recent available address is located in the state. For new diagnoses, persons are included if they were living in California at the time of diagnosis.

The term HIV infection is defined as any diagnosis of HIV infection that met the CDC surveillance case definition, regardless of the stage of disease (stage 0, 1, 2, 3 [AIDS], or unknown) at time of initial diagnosis. This report does not include estimates of the number of persons who are infected with HIV, but not yet diagnosed. Because persons test at differing times after becoming infected, the number of persons with newly diagnosed HIV infection is not necessarily representative of persons newly infected with HIV (HIV incidence).

Age: For newly diagnosed persons, the age group is based on the date of diagnosis.

Gender: Persons were classified as being transgender if a case report form affirming their transgender status was present in HIV surveillance data by December 31, 2021. Otherwise individuals were classified according to their sex-at-birth.

Race and ethnicity: Latinx persons can be of any race.

Transmission category: Transmission category is the term for classifying cases based on a person's reported HIV risk factors. The classification results from selecting the single risk factor most likely to have been responsible for transmission, even if multiple risk factors were reported. The CDC hierarchy of risk factors, from most likely to lead to HIV transmission, to least likely, is as follows: male-to-male sexual contact (MMSC) and injection drug use (IDU), MMSC alone, IDU alone, receipt of clotting factor blood product for treatment of hemophilia or other chronic coagulation disorder, and heterosexual contact.

Gay, bisexual, and other men who have sex with men are in the transmission category of MMSC. Transgender people who have sex with men are placed in the transmission category of transgender sexual contact, regardless of injection drug use. Persons who inject drugs are in the transmission category IDU. Persons whose transmission category is classified as heterosexual contact are cisgender persons who reported engaging in heterosexual intercourse with a person of the opposite sex-at-birth. The heterosexual categories exclude men who report ever having had sexual contact with both men and women—these persons are classified as MMSC. Perinatal includes persons who were exposed immediately before or during birth, or by breastfeeding. Cases of HIV infection reported without a risk factor listed in the hierarchy of transmission categories are classified as "unknown risk." Other includes exposure to blood transfusion or blood products, receiving a transplant, and other unspecified risks.

Rates: Rates per 100,000 persons are based on population estimates from the State of California, Department of Finance, Report P-3: State and County Population Projections by Race/Ethnicity, Detailed Age, and Gender, 2010-2060 (Sacramento, California, Jan 2020).

Linked to Care: Persons who had at least one CD4, viral load, or HIV-1 genotype test within the specified time period after diagnosis were considered to be linked to care during that time period.

Retained in Care: Persons who had two or more CD4, viral load, or HIV-1 genotype tests that were performed at least 3 months apart within 12 months of diagnosis.

Viral Suppression: Persons whose most recent HIV viral load test result within the reported time period following diagnosis was ≤ 200 copies/ml were considered to be virally suppressed.